

BDHL Series



The BDHL Series is designed specifically to enhance both PFM and PWM application performance. Q(Rac) value at light load and the RDC value at heavy load are both exceptional. Furthermore, the saturated current performance is also optimal, helping to reduce the ripple current and enhance the efficiency.

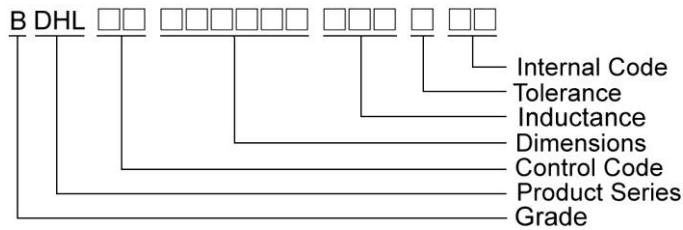
Features

- RoHS, Halogen Free and REACH Compliance
- High Efficiency
- Excellent Q, RDC and saturation current
- Low profile and miniature size down to 2.0*1.6*1.0mm

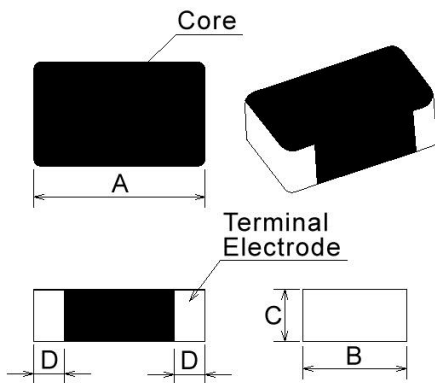
Applications

- Smartphones, tablets and wearable devices
- HDD, SSD and PC peripheral devices
- DSC, camcorders
- PND
- DC/DC converters

Product Identification



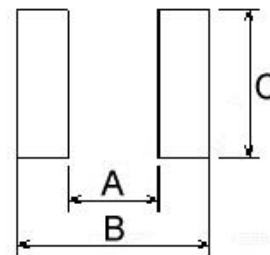
Shape and Dimensions



Dimensions in mm

TYPE	A	B	C	D
BDHL00201610	2.0±0.2	1.60±0.2	1.0Max	0.5±0.3
BDHL00252010	2.5±0.3	2.00±0.3	1.0Max	0.6±0.3
BDHL00252012	2.5±0.3	2.00±0.3	1.2Max	0.6±0.3

Recommended Pattern



Dimensions in mm

TYPE	A	B	C
BDHL00201610	0.7	2.3	1.8
BDHL00252010	1.2	2.8	2.3
BDHL00252012	1.2	2.8	2.3

Molding Power Inductors – BDHL Series

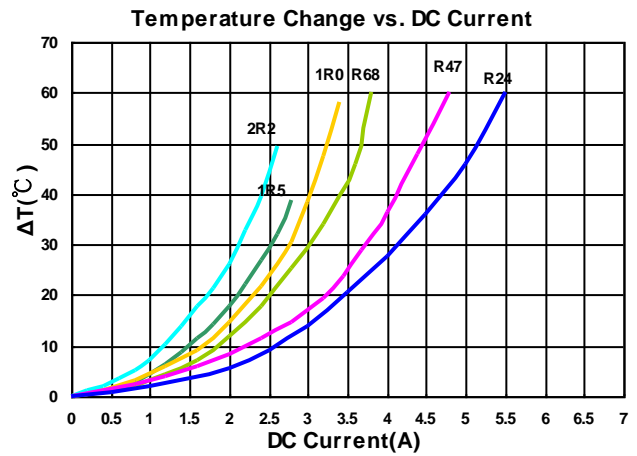
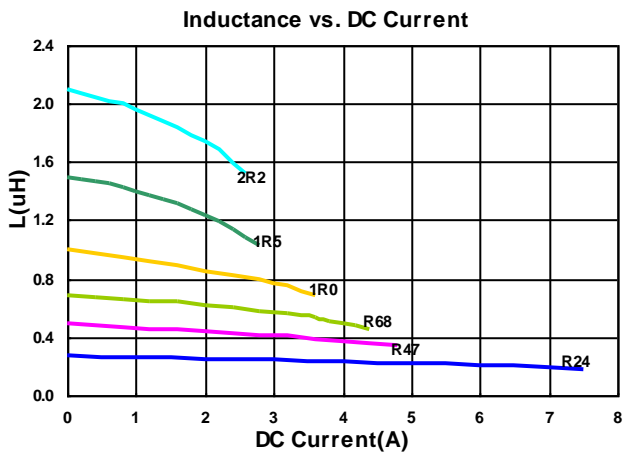
Electrical Characteristics

Part Number	Inductance (uH)	Tolerance (±%)	Test Frequency (MHz)	RDC(mΩ) Max(Typ.)	Isat(A) Max(Typ.)	Irms(A) Max(Typ.)
BDHL00201610R24MQ1	0.24	20	2	27(21)	5.6(7.0)	3.9(4.8)
BDHL00201610R47MQ1	0.47	20	2	42(33)	3.9(4.8)	3.5(4.2)
BDHL00201610R68MQ1	0.68	20	2	56(43)	3.2(4.0)	2.7(3.4)
BDHL002016101R0MQ1	1.0	20	2	65(53)	2.9(3.6)	2.5(3.1)
BDHL002016101R5MQ1	1.5	20	2	85(75)	2.5(2.8)	2.3(2.7)
BDHL002016102R2MQ1	2.2	20	2	135(112)	2.4(2.7)	1.8(2.2)

Note: When ordering, please specify tolerance code. Tolerance: M=±20%

- Operating temperature range - 40°C ~ 125°C(Including self - temperature rise)
- Isat for Inductance drop 30% from its value without current
- I rms for a 40°C temperature rise from 25°C ambient with current
- Rated current : Isat or I rms, whichever is smaller
- Absolute maximum voltage 20VDC
- Measure Equipment :
 L : Agilent E4991/HP4286A+16197A (or equivalent), 2MHz 0.2V
 RDC : CHEN HWA502BC/HP4338B (or equivalent)
 Isat : Agilent E4980A+HP42841A (or equivalent)
 I rms : Agilent 6641 SYSTEM DC POWER SUPPLY (or equivalent)

Test Instruments : E4991A Impedance / Material Analyzer



Molding Power Inductors – BDHL Series

Electrical Characteristics

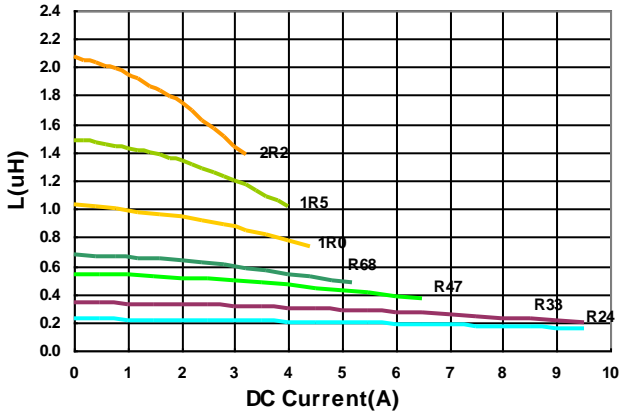
Part Number	Inductance (uH)	Tolerance (±%)	Test Frequency (MHz)	RDC(mΩ) Max(Typ.)	Isat(A) Max(Typ.)	Irms(A) Max(Typ.)
BDHL00252010R24MQ1	0.24	20	2	18(13)	8.0(9.5)	5.5(6.5)
BDHL00252010R33MQ1	0.33	20	2	24(18)	6.5(8.0)	4.8(5.5)
BDHL00252010R47MQ1	0.47	20	2	35(27)	5.0(6.2)	3.9(4.5)
BDHL00252010R68MQ1	0.68	20	2	40(32)	4.5(5.6)	3.7(4.2)
BDHL002520101R0MQ1	1.0	20	2	53(45)	3.7(4.6)	3.0(3.5)
BDHL002520101R5MQ1	1.5	20	2	75(68)	3.1(3.8)	2.4(2.8)
BDHL002520102R2MQ1	2.2	20	2	97(87)	2.5(3.0)	2.2(2.5)

Note: When ordering, please specify tolerance code. Tolerance: M=±20%

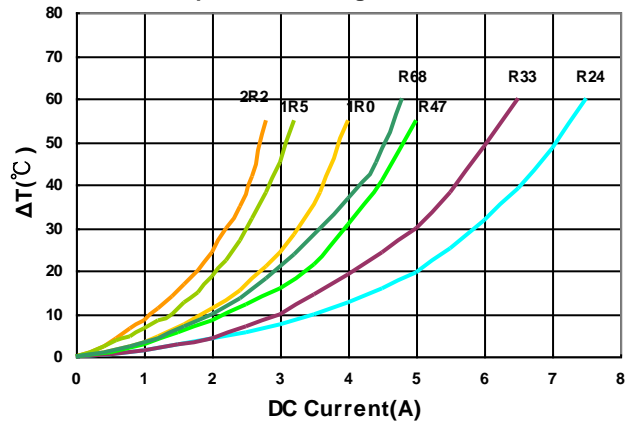
- Operating temperature range - 40°C ~ 125°C(Including self - temperature rise)
- Isat for Inductance drop 30% from its value without current
- I rms for a 40°C temperature rise from 25°C ambient with current
- Rated current : Isat or I rms, whichever is smaller
- Absolute maximum voltage 20VDC
- Measure Equipment :
 - L : Agilent E4991/HP4286A+16197A (or equivalent), 2MHz 0.2V
 - RDC : CHEN HWA502BC/HP4338B (or equivalent)
 - Isat : Agilent E4980A+HP42841A (or equivalent)
 - I rms : Agilent 6641 SYSTEM DC POWER SUPPLY (or equivalent)

Test Instruments : E4991A Impedance / Material Analyzer

Inductance vs. DC Current



Temperature Change vs. DC Current



Molding Power Inductors – BDHL Series

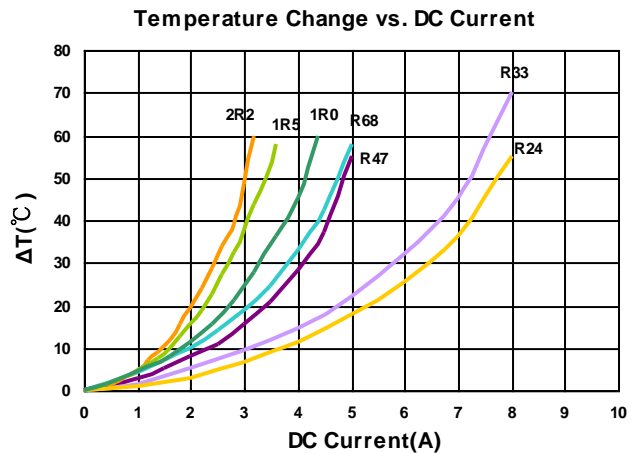
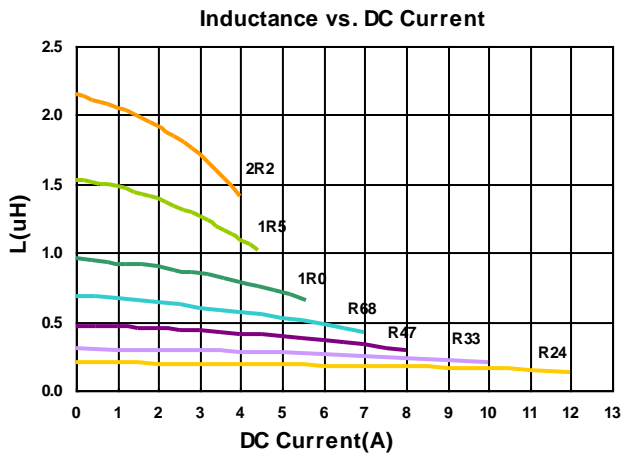
Electrical Characteristics

Part Number	Inductance (uH)	Tolerance (±%)	Test Frequency (MHz)	RDC(mΩ) Max(Typ.)	Isat(A) Max(Typ.)	Irms(A) Max(Typ.)
BDHL00252012R24MQ1	0.24	20	2	15(11.5)	9.0(10.5)	6.2(7.3)
BDHL00252012R33MQ1	0.33	20	2	18(14.5)	8.5(10)	5.8(6.4)
BDHL00252012R47MQ1	0.47	20	2	33(28)	5.6(7.0)	3.8(4.5)
BDHL00252012R68MQ1	0.68	20	2	36(30)	5.0(6.2)	3.8(4.4)
BDHL002520121R0MQ1	1.0	20	2	42(35)	4.4(5.5)	3.6(4.1)
BDHL002520121R5MQ1	1.5	20	2	65(57)	3.4(4.2)	2.7(3.1)
BDHL002520122R2MQ1	2.2	20	2	83(74)	3.0(3.7)	2.5(2.9)

Note: When ordering, please specify tolerance code. Tolerance: M=±20%

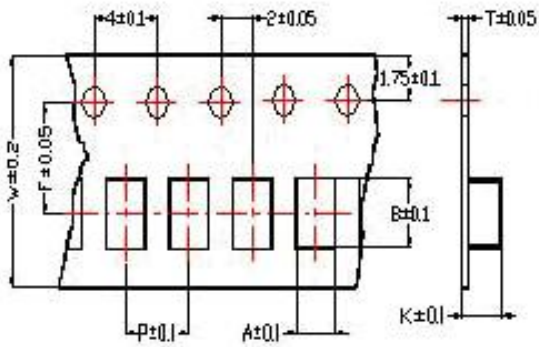
- Operating temperature range - 40°C ~ 125°C(Including self - temperature rise)
- Isat for Inductance drop 30% from its value without current
- I rms for a 40°C temperature rise from 25°C ambient with current
- Rated current : Isat or I rms, whichever is smaller
- Absolute maximum voltage 20VDC
- Measure Equipment :
 - L : Agilent E4991/HP4286A+16197A (or equivalent), 2MHz 0.2V
 - RDC : CHEN HWA502BC/HP4338B (or equivalent)
 - Isat : Agilent E4980A+HP42841A (or equivalent)
 - I rms : Agilent 6641 SYSTEM DC POWER SUPPLY (or equivalent)

Test Instruments : E4991A Impedance / Material Analyzer

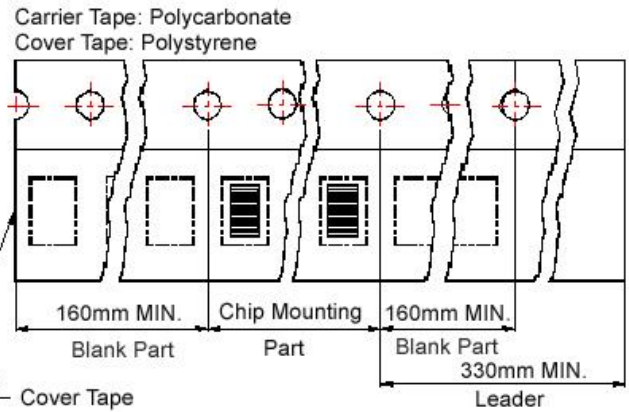


Packaging Specifications

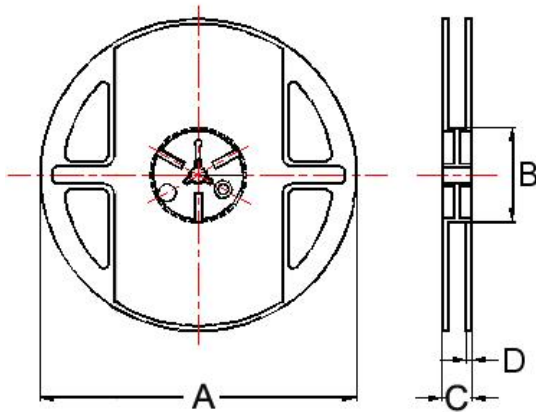
Tape Dimensions



Tape Material



Reel Dimensions



Dimensions in mm

TYPE	Tape Dimensions							Reel Dimensions				Quantity PCS / REEL
	A	B	T	W	P	F	K	A	B	C	D	
BDHL00201610	1.80	2.20	0.22	8	4	3.5	1.15	178	60	12	1.5	3000
BDHL00252010	2.25	2.80	0.22	8	4	3.5	1.15	178	60	12	1.5	3000
BDHL00252012	2.25	2.80	0.22	8	4	3.5	1.35	178	60	12	1.5	3000