



TAI-SAW TECHNOLOGY CO., LTD.

No. 3, Industrial 2nd Rd., Ping-Chen Industrial District,
Taoyuan, 324, Taiwan, R.O.C.

TEL: 886-3-4690038 FAX: 886-3-4697532

E-mail: tstsales@mail.taisaw.com Web: www.taisaw.com

Product Specifications Approval Sheet

Product Description: SAW Filter 1254.15 MHz SMD 2.0x1.6 mm (BW=68.7 MHz)

TST Part No.: TA2352A

Customer Part No.: _____

Customer signature required
Company: _____
Division: _____
Approved by : _____
Date: _____

Checked by: _____ David Chang *David*

Approved by: _____ Andy Yu *Andy Yu*

Date: _____ 2020/02/26

1. Customer signed back is required before TST can proceed with sample build and receive orders.
2. Orders received without customer signed back will be regarded as agreement on the specifications.
3. Any specifications changes must be approved upon by both parties and a new revision of specifications shall be released to reflect the changes.



TAI-SAW TECHNOLOGY CO., LTD.

No. 3, Industrial 2nd Rd., Ping-Chen Industrial District,
Taoyuan, 324, Taiwan, R.O.C.

TEL: 886-3-4690038 FAX: 886-3-4697532

E-mail: tstsales@mail.taisaw.com Web: www.taisaw.com

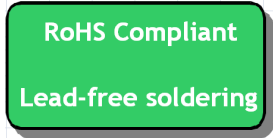
SAW Filter 1254.15 MHz

MODEL NO.: TA2352A

REV. NO.:1

A. MAXIMUM RATING:

1. Input Power Level: 10 dB_m
2. DC voltage: 3 V
3. Operating Temperature: -40°C to +105°C
4. Storage Temperature: -40°C to +105°C
5. Moisture Sensitivity Level: Level 1(MSL1)



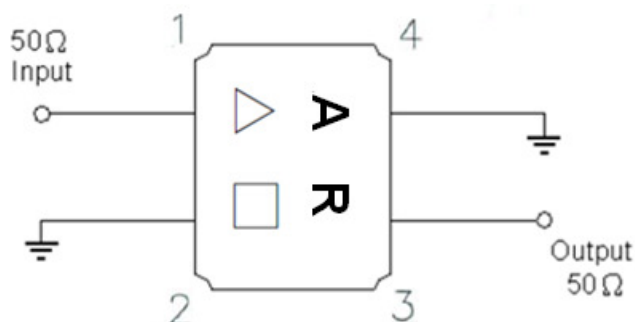
Electrostatic Sensitive Device (ESD)

B. ELECTRICAL CHARACTERISTICS:

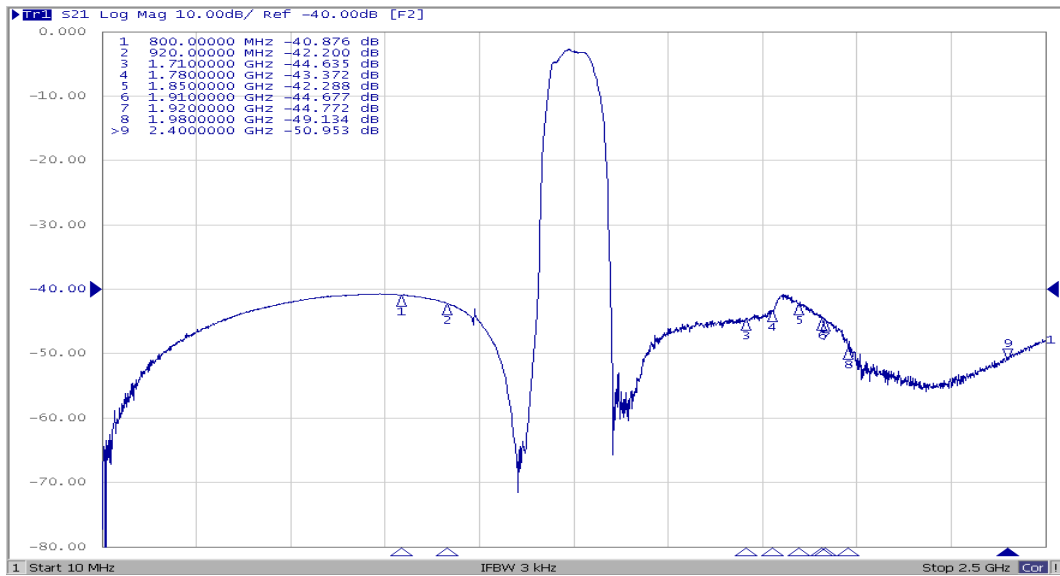
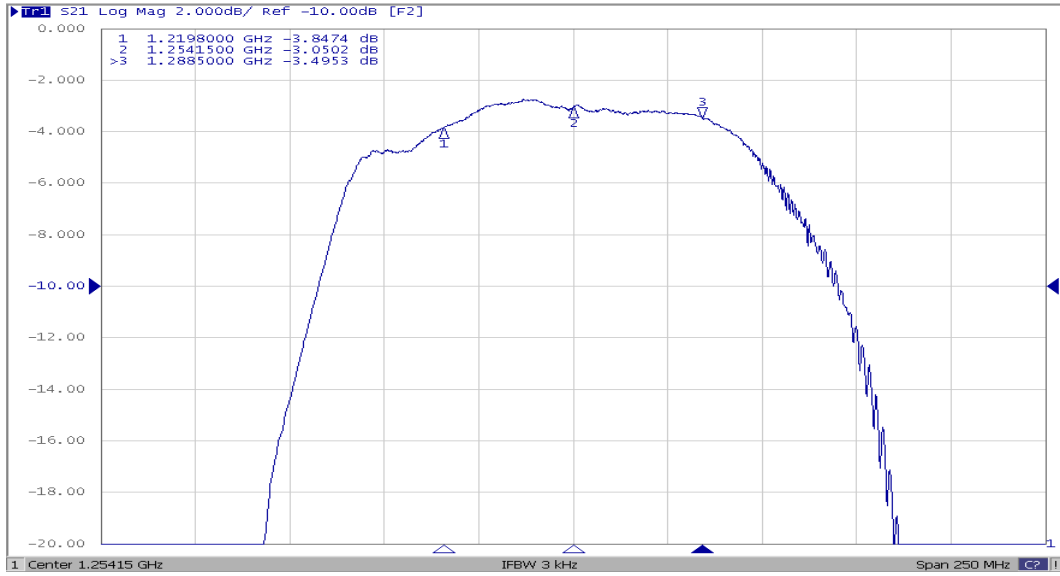
Item	Unit	Min.	Typ.	Max.	Note
Center frequency F_c	MHz	-	1254.15	-	-
Insertion Loss (1219.8~1288.5 MHz) IL	dB	-	4	5.0	-40~+85°C
Insertion Loss (1219.8~1288.5 MHz) IL	dB	-	4	5.2	-40~+105°C
Amplitude Ripple (1219.8~1288.5 MHz)	dB	-	1.1	2.0	-
Group Delay Ripple (1219.8~1288.5 MHz)	ns	-	4	20	-
Return Loss (1219.8~1288.5 MHz)	dB	6.5	7.5	-	-
Attenuation (Reference level from 0 dB)					
800 ~ 920 MHz	dB	37	41	-	-
1710 ~ 1780 MHz	dB	39	43	-	-
1850 ~ 1910 MHz	dB	39	42	-	-
1920 ~ 1980 MHz	dB	40	44	-	-
2400 ~ 2500 MHz	dB	41	46	-	-
Temperature coefficient of frequency	ppm/k	-	-80	-	-

Note. Test setup only test spec of -40~+85°C.

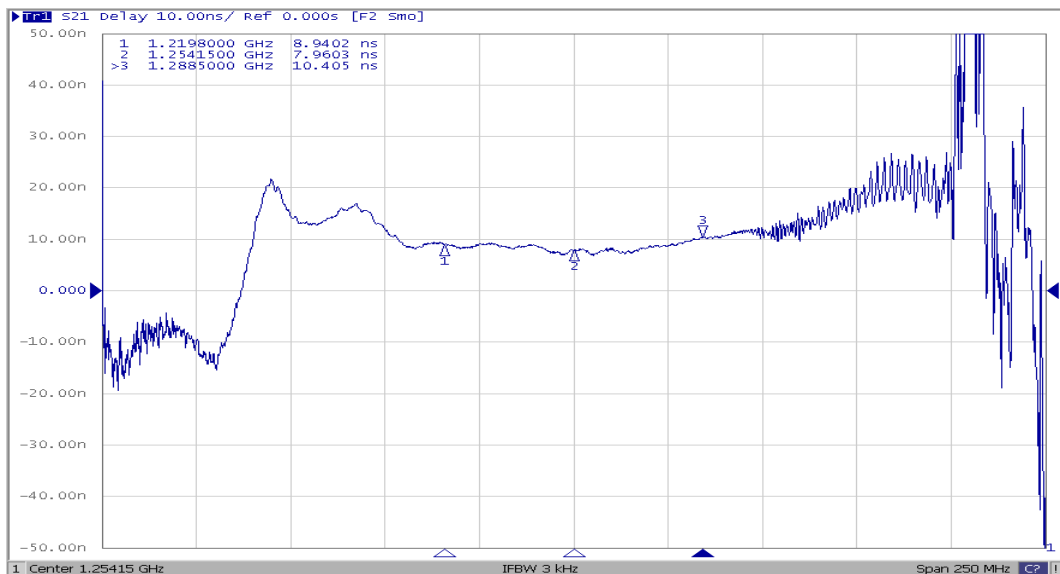
C. MEASUREMENT CIRCUIT:



D. Frequency Characteristics:

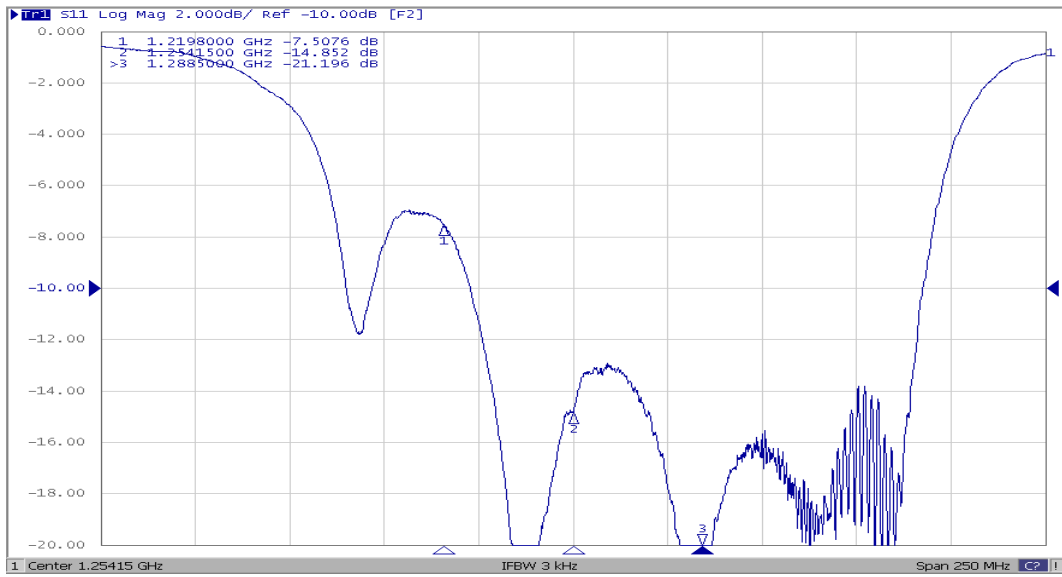


Group Delay

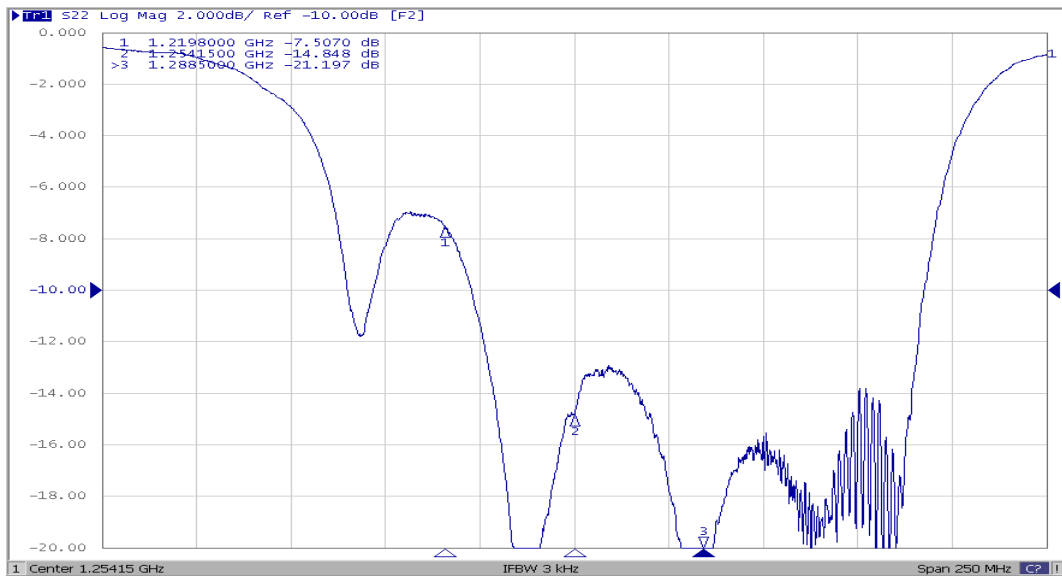


Reflection Functions:

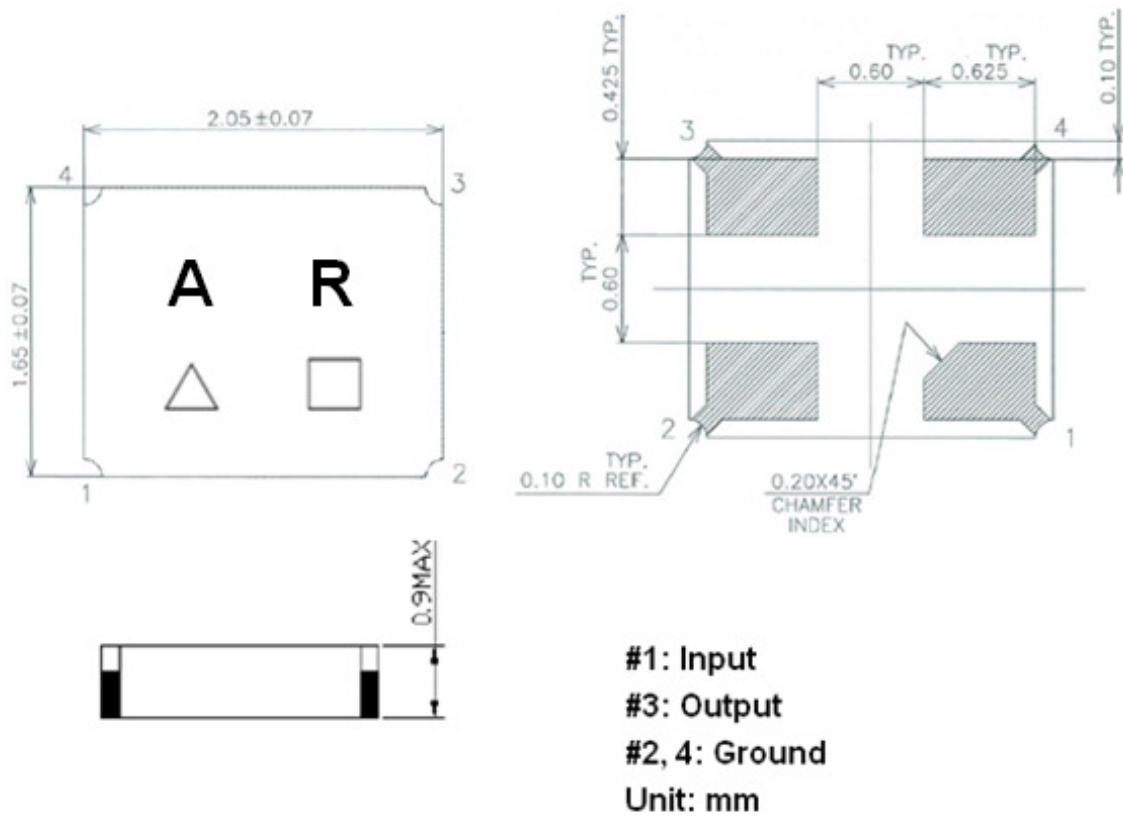
S11



S22



E. OUTLINE DRAWING:



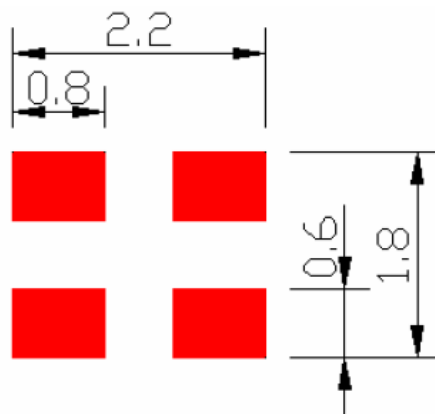
△: Year Code (2020->0, 2021->1,....,2029->9)

□: Date Code (Follow the table from planner each year)

Date Code Table:

WK01	WK02	WK03	WK04	WK05	WK06	WK07	WK08	WK09	WK10	WK11	WK12	WK13
A	B	C	D	E	F	G	H	I	J	K	L	M
WK14	WK15	WK16	WK17	WK18	WK19	WK20	WK21	WK22	WK23	WK24	WK25	WK26
N	O	P	Q	R	S	T	U	V	W	X	Y	Z
WK27	WK28	WK29	WK30	WK31	WK32	WK33	WK34	WK35	WK36	WK37	WK38	WK39
a	b	c	d	e	f	g	h	i	j	k	l	m
WK40	WK41	WK42	WK43	WK44	WK45	WK46	WK47	WK48	WK49	WK50	WK51	WK52
n	o	p	q	r	s	t	u	v	w	x	y	z

F. PCB Footprint:



H. Recommended Reflow Profile:

1. Preheating shall be fixed at 150~180°C for 60~90 seconds.
2. Ascending time to preheating temperature 150°C shall be 30 seconds min.
3. Heating shall be fixed at 220°C for 50~80 seconds and at 260°C+0/-5°C peak (20~40sec).
4. Time: 2 times.

