




Technical Data Sheet

High Performance SMD LED with Reflector

93-22SURSYGC/S530-A3/TR8

Features

- .Package in 12mm tape on 7" diameter reels.
- .Compatible with automatic placement equipment.
- .Compatible with infrared and vapor phase reflow solder process.
- .EIA std. package.
- .IC compatible.
- .Pb-free.
- .The product itself will remain within RoHS compliant version.



Applications

- .Telecommunication: indicator and backlighting in telephone and fax.
- .Indicator and backlight for audio and video equipment.
- .Indicator and backlight for battery driven equipment.
- .Small indicator for outdoor applications.
- .Indicator and backlight in office equipment.
- .Flat backlight for LED, switches and symbol.
- .General use.

Device Selection Guide

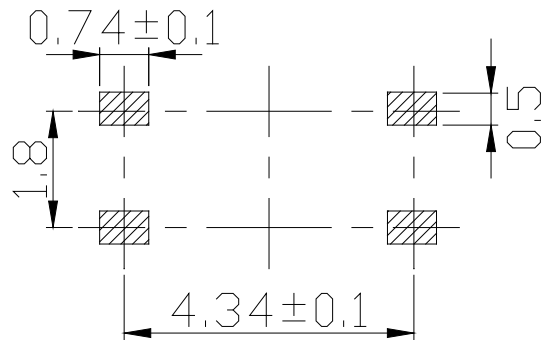
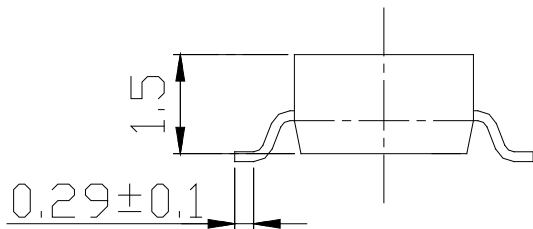
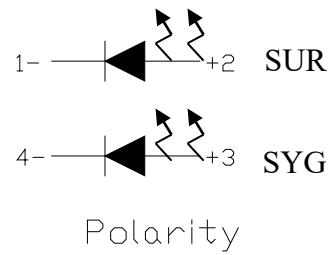
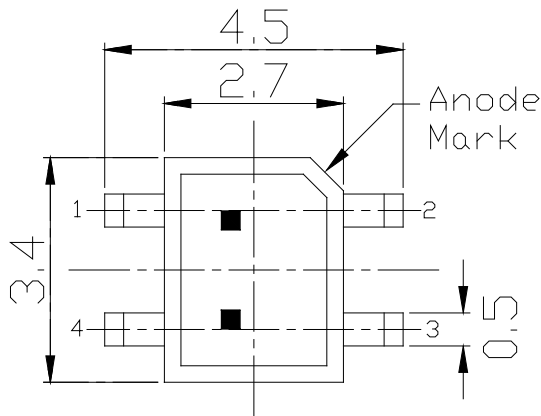
Chip		Emitted Color	Resin Color
Type	Material		
SUR	AlGaInP	Brilliant Red	Water Clear
SYG	AlGaInP	Brilliant Yellow Green	

Technical Data Sheet

High Performance SMD LED with Reflector

93-22SURSYGC/S530-A3/TR8

Package Dimensions



For reflow soldering (propose)

- Notes:**
1. All dimensions are in millimeters.
 2. Tolerance unless mentioned is ± 0.1 mm.



Technical Data Sheet

High Performance SMD LED with Reflector

93-22SURSYGC/S530-A3/TR8

Absolute Maximum Ratings @Ta=25°C

Parameter	Symbol	Rating	Unit	
Reverse Voltage	V _R	5	V	
Forward Current	I _F	SUR	25	mA
		SYG		
Peak Forward Current (Duty 1/10 @ 1KHz)	I _{FP}	SUR	60	mA
		SYG		
Power Dissipation	P _d	SUR	60	mW
		SYG		
Electrostatic Discharge(HBM)	ESD	2000	V	
Operating Temperature	T _{opr}	-40 ~ +85	°C	
Storage Temperature	T _{stg}	-40 ~ +100	°C	
Soldering Temperature	T _{sol}	Reflow Soldering : 260 °C for 10 sec. Hand Soldering : 350 °C for 3 sec.		



Technical Data Sheet

High Performance SMD LED with Reflector

93-22SURSYGC/S530-A3/TR8

Electro-Optical Characteristics @ Ta=25°C

Parameter	Symbol	Min.	Typ.	Max.	Unit	Condition	
Luminous Intensity	I _v	SUR	17	41	-----	mcd	I _F =20mA
		SYG	11	17	-----		
Viewing Angle	2θ _{1/2}	-----	130	-----	deg	I _F =20mA	
Peak Wavelength	λ _p	SUR	-----	632	-----	nm	I _F =20mA
		SYG	-----	575	-----		
Dominant Wavelength	λ _d	SUR	-----	624	-----	nm	I _F =20mA
		SYG	-----	573	-----		
Spectrum Radiation Bandwidth	Δλ	SUR	-----	20	-----	nm	I _F =20mA
		SYG	-----	20	-----		
Forward Voltage	V _F	SUR	-----	2.0	2.4	V	I _F =20mA
		SYG	-----	2.0	2.4		
Reverse Current	I _R	-----	-----	10	μA	V _R =5V	

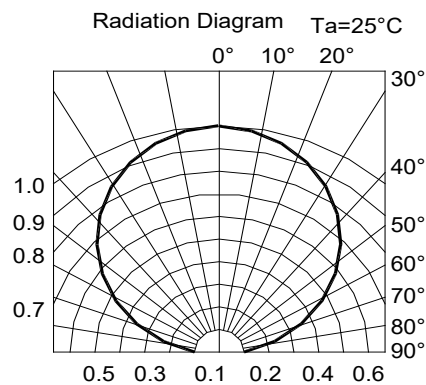
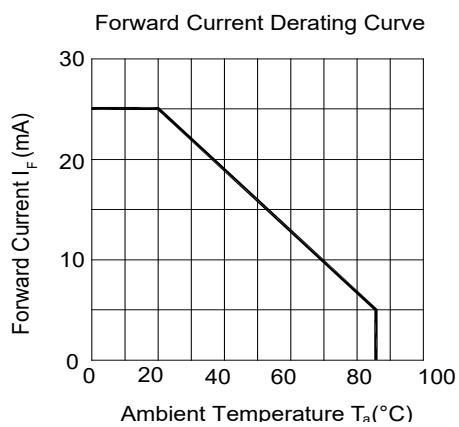
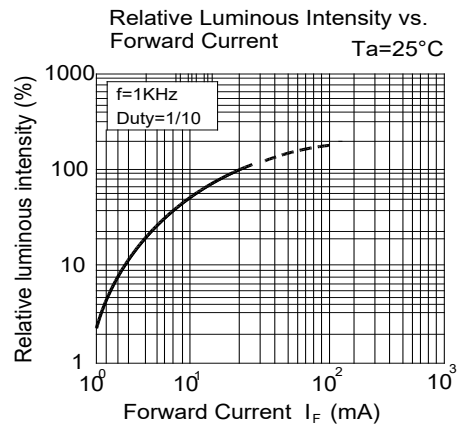
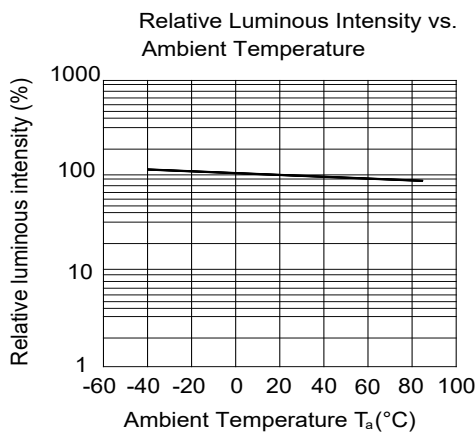
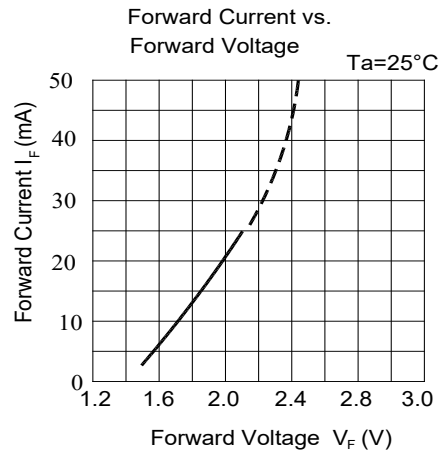
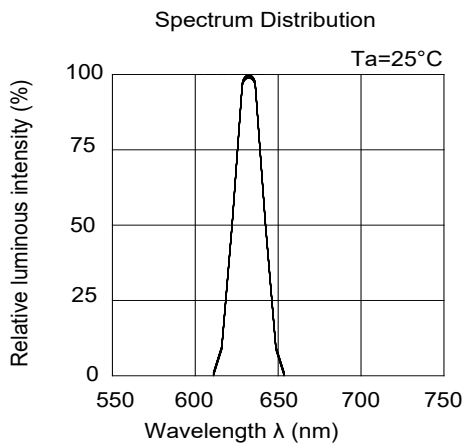


Technical Data Sheet

High Performance SMD LED with Reflector

93-22SURSYGC/S530-A3/TR8

Typical Electro-Optical Characteristics Curves(SUR)



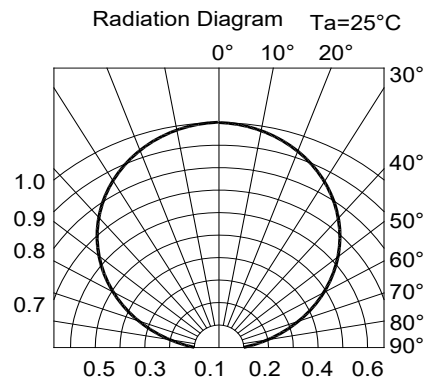
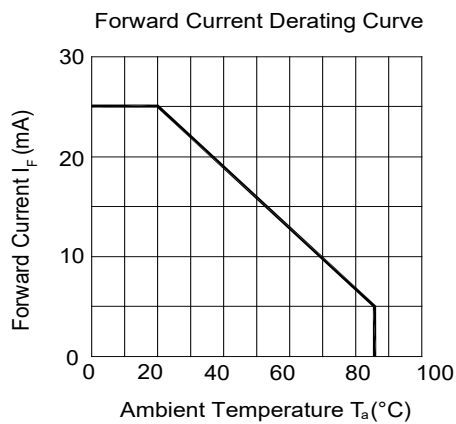
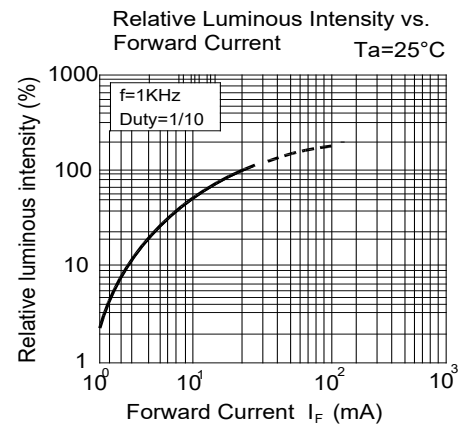
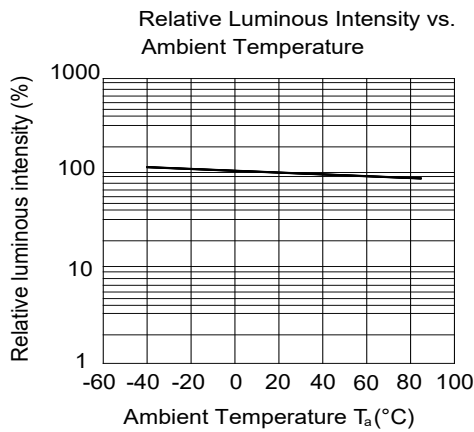
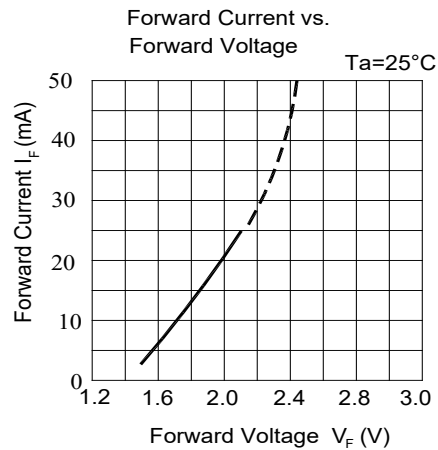
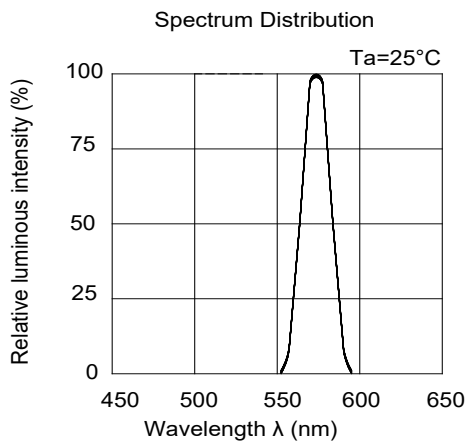


Technical Data Sheet

High Performance SMD LED with Reflector

93-22SURSYGC/S530-A3/TR8

Typical Electro-Optical Characteristics Curves(SYG)





Technical Data Sheet

High Performance SMD LED with Reflector

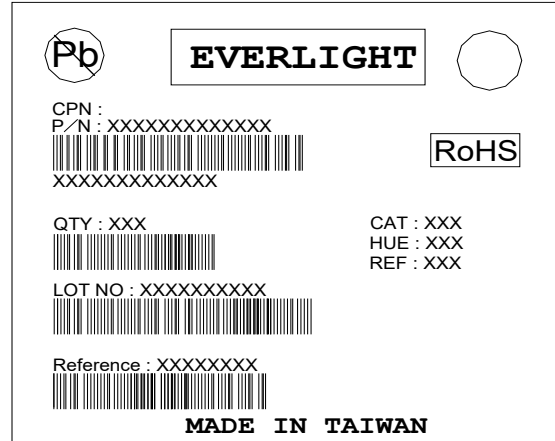
93-22SURSYGC/S530-A3/TR8

Label Explanation

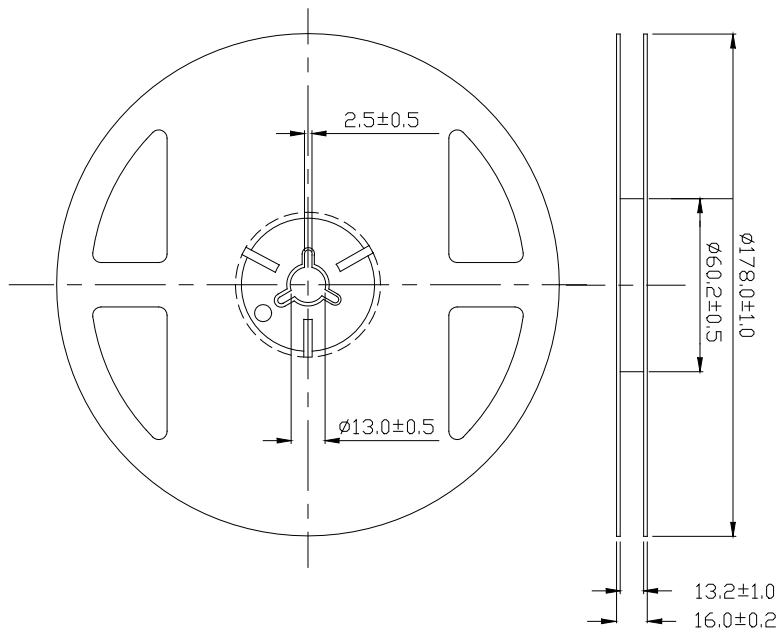
CAT: Luminous Intensity Rank

HUE: Dom. Wavelength Rank

REF: Forward Voltage Rank



Reel Dimensions



Note: Tolerance unless mentioned is ±0.1mm; Unit = mm

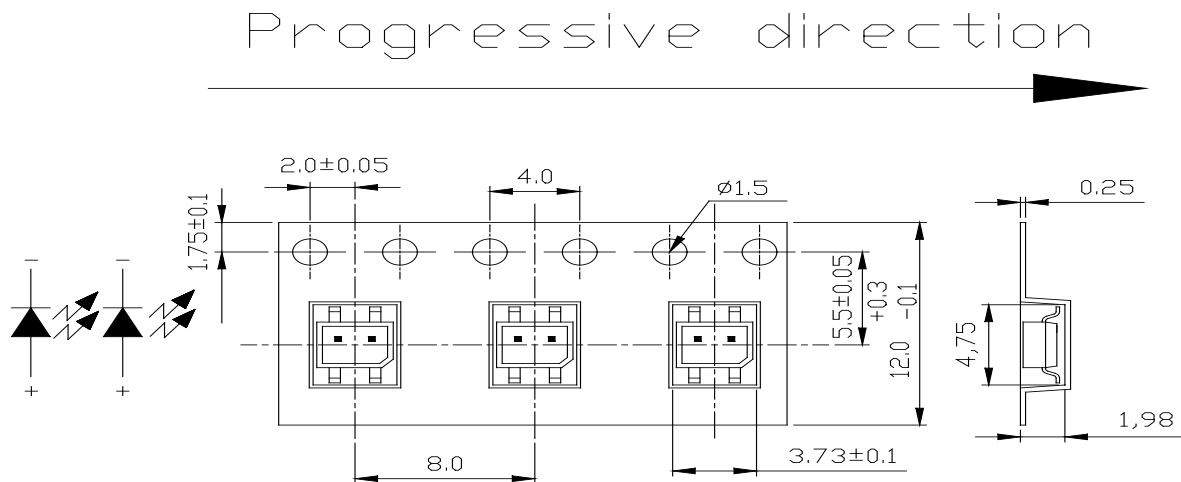


Technical Data Sheet

High Performance SMD LED with Reflector

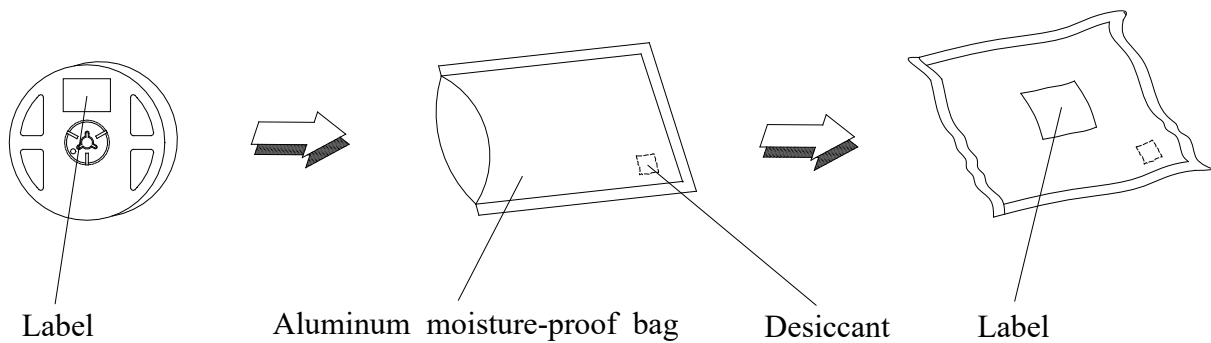
93-22SURSYGC/S530-A3/TR8

Carrier Tape Dimensions: Loaded quantity per reel 1000 PCS/reel



Note: Tolerance unless mentioned is ± 0.1 mm; Unit = mm

Moisture Resistant Packaging



**Technical Data Sheet****High Performance SMD LED with Reflector****93-22SURSYGC/S530-A3/TR8****Reliability Test Items and Conditions**

The reliability of products shall be satisfied with items listed below.

Confidence level : 90%

LTPD : 10%

No.	Items	Test Condition	Test Hours/Cycles	Sample Size	Ac/Re
1	Reflow Soldering	Temp. : 260°C±5°C Min. 5sec.	6 min	22 PCS.	0/1
2	Temperature Cycle	H : +100°C 15min ∫ 5 min L : -40°C 15min	300 Cycles	22 PCS.	0/1
3	Thermal Shock	H : +100°C 5min ∫ 10 sec L : -10°C 5min	300 Cycles	22 PCS.	0/1
4	High Temperature Storage	Temp. : 100°C	1000 Hrs.	22 PCS.	0/1
5	Low Temperature Storage	Temp. : -40°C	1000 Hrs.	22 PCS.	0/1
6	DC Operating Life	I _F = 20 mA	1000 Hrs.	22 PCS.	0/1
7	High Temperature / High Humidity	85°C/ 85%RH	1000 Hrs.	22 PCS.	0/1

Technical Data Sheet

High Performance SMD LED with Reflector

93-22SURSYGC/S530-A3/TR8

Precautions for Use

1. Over-current-proof

Customer must apply resistors for protection; otherwise slight voltage shift will cause big current change (Burn out will happen).

2. Storage

2.1 Do not open moisture proof bag before the products are ready to use.

2.2 Before opening the package: The LEDs should be kept at 30°C or less and 90%RH or less.

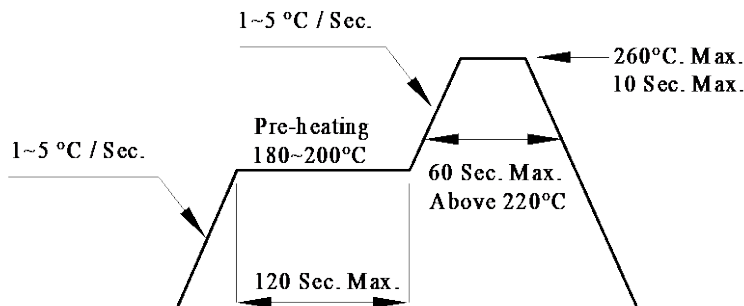
2.3 After opening the package: The LED's floor life is 1 year under 30°C or less and 60% RH or less. If unused LEDs remain, it should be stored in moisture proof packages.

2.4 If the moisture absorbent material (silica gel) has faded away or the LEDs have exceeded the storage time, baking treatment should be performed using the following conditions.

Baking treatment: 60±5°C for 24 hours.

3. Soldering Condition

3.1 Pb-free solder temperature profile



3.2 Reflow soldering should not be done more than two times.

3.3 When soldering, do not put stress on the LEDs during heating.

3.4 After soldering, do not warp the circuit board.

Technical Data Sheet

High Performance SMD LED with Reflector

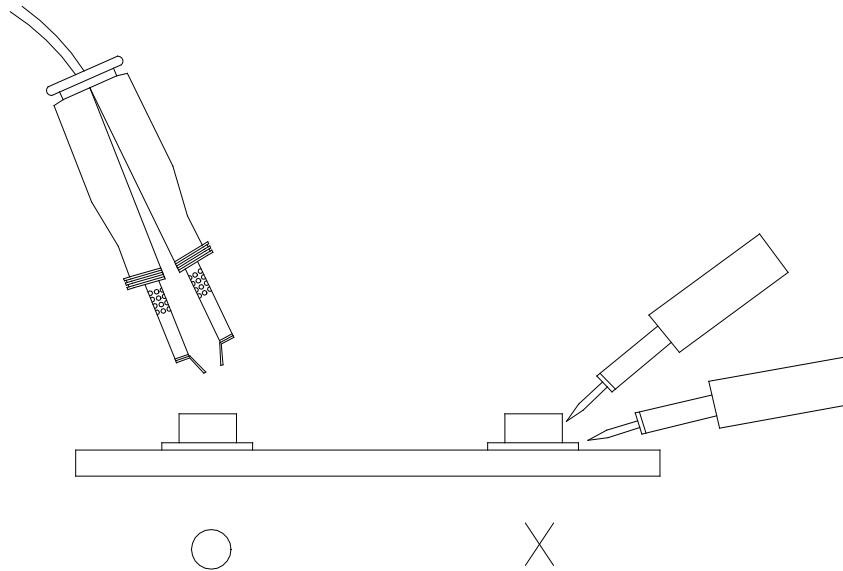
93-22SURSYGC/S530-A3/TR8

4. Soldering Iron

Each terminal is to go to the tip of soldering iron temperature less than 350°C for 3 seconds within once in less than the soldering iron capacity 25W. Leave two seconds and more intervals, and do soldering of each terminal. Be careful because the damage of the product is often started at the time of the hand solder.

5. Repairing

Repair should not be done after the LEDs have been soldered. When repairing is unavoidable, a double-head soldering iron should be used (as below figure). It should be confirmed beforehand whether the characteristics of the LEDs will or will not be damaged by repairing.



EVERLIGHT ELECTRONICS CO., LTD.
Office: No 25, Lane 76, Sec 3, Chung Yang Rd,
Tucheng, Taipei 236, Taiwan, R.O.C

Tel: 886-2-2267-2000, 2267-9936
Fax: 886-2267-6244, 2267-6189, 2267-6306
<http://www.everlight.com>



Technical Data Sheet

High Performance SMD LED with Reflector

93-22SURSYGC/S530-A3/TR8

DISCLAIMER

1. EVERLIGHT reserves the right(s) on the adjustment of product material mix for the specification.
2. The product meets EVERLIGHT published specification for a period of twelve (12) months from date of shipment.
3. The graphs shown in this datasheet are representing typical data only and do not show guaranteed values.
4. When using this product, please observe the absolute maximum ratings and the instructions for using outlined in these specification sheets. EVERLIGHT assumes no responsibility for any damage resulting from the use of the product which does not comply with the absolute maximum ratings and the instructions included in these specification sheets.
5. These specification sheets include materials protected under copyright of EVERLIGHT. Reproduction in any form is prohibited without obtaining EVERLIGHT's prior consent.
6. This product is not intended to be used for military, aircraft, automotive, medical, life sustaining or life saving applications or any other application which can result in human injury or death. Please contact authorized Everlight sales agent for special application request.