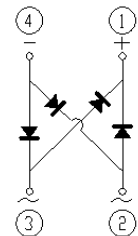



Single-Phase Glass Passivated Bridge Rectifier

Features

- Ideal for printed circuit board
- Reliable low cost construction utilizing molded plastic technique
- Moisture sensitivity: level 1, per J-STD-020
- Plastic package has Underwriters Laboratory Flammability Classification 94V-0
- Halogen-free according to IEC 61249-2-21 definition



Applications

For use of general purpose AC to DC bridge rectification in power supply, charger, office appliance, home appliance and telecom device

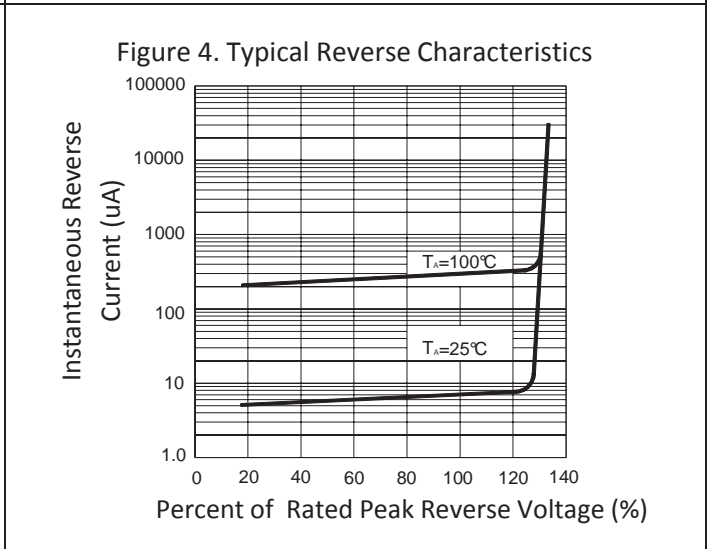
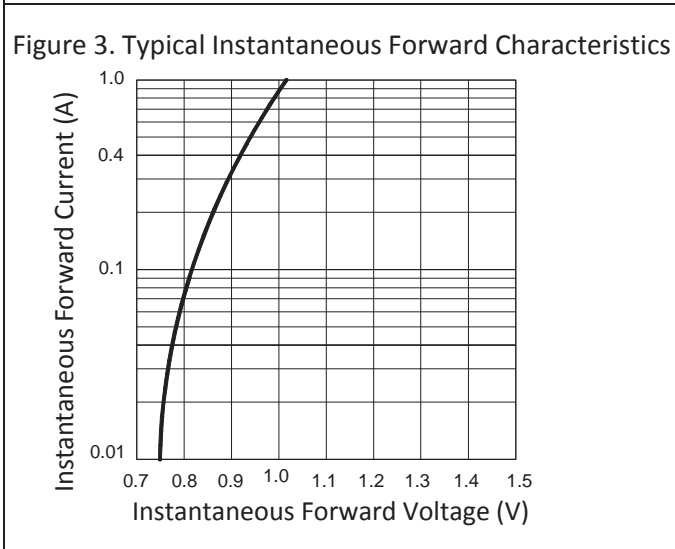
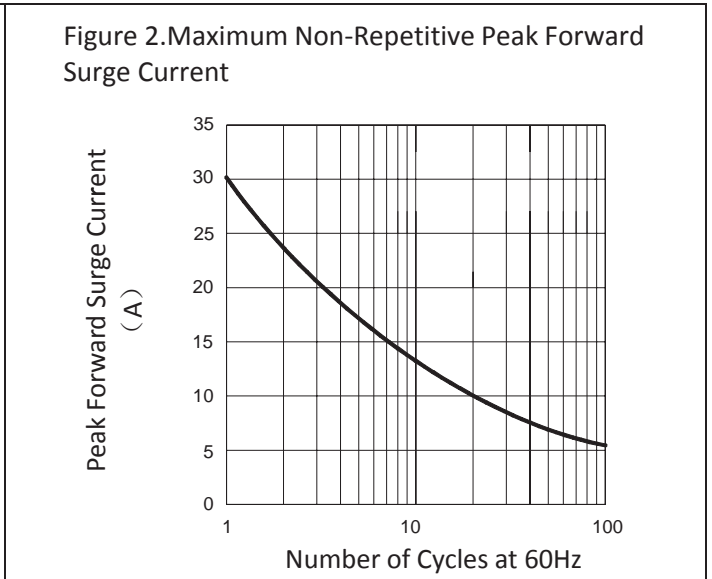
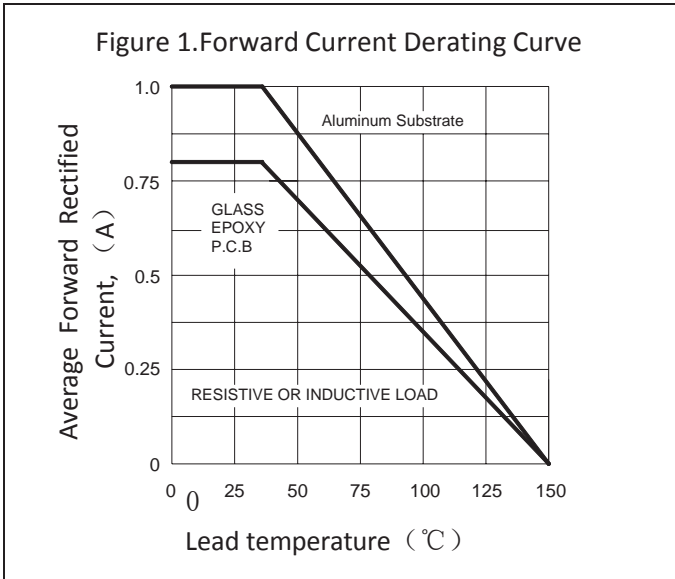
Absolute Maximum Ratings							
Ratings at 25 °C, ambient temperature unless otherwise specified							
Parameter	Symbol	ABS2	ABS4	ABS6	ABS8	ABS10	Unit
Maximum Repetitive Peak Reverse Voltage	V_{RRM}	200	400	600	800	1000	V
Maximum RMS Voltage	V_{RMS}	140	280	420	560	700	V
Maximum DC Blocking Voltage	V_{DC}	200	400	600	800	1000	V
Maximum Average Output Rectified Current	$I_{O(AV)}$	1.0					A
Peak Forward Surge Current (8.3 ms single half sine-wave superimposed on rated load)	I_{FSM}	30					A
Rating for Fusing (t<8.3ms)	I^2t	3.7					A ² sec
Operating Junction and Storage Temperature Range	T_J, T_{STG}	- 55 to + 150					°C

Electrical Characteristics								
(T _A = 25 °C unless otherwise specified)								
Parameter	Test Conditions	Symbol	ABS2	ABS4	ABS6	ABS8	ABS10	Unit
Maximum Instantaneous Forward Voltage	I _F =1.0A	V _F	1.0				V	
Maximum DC Reverse Current at Rated DC Blocking Voltage	T _A =25°C	I _R	10.0				μA	
	T _A =125°C		100					
Typical Junction Capacitance	4.0 V, 1 MHz	C _J	10				pF	

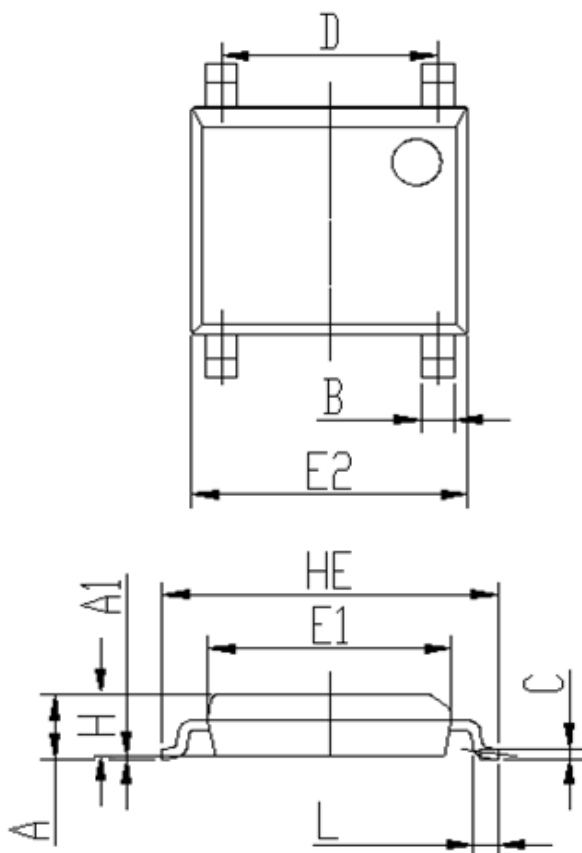
Thermal Characteristics							
Parameter	Symbol	ABS2	ABS4	ABS6	ABS8	ABS10	Unit
Typical Thermal Resistance ⁽¹⁾	R _{θJA}	80					°C/W
	R _{θJL}	25					

Notes: 1. Mounted on FR-4 P.C.B Board

Typical Characteristics ($T_{amb} = 25\text{ }^{\circ}\text{C}$ unless otherwise specified)



Package Dimensions



DIM	Unit: mm		Unit: inch	
	MIN	MAX	MIN	MAX
A	1.25	1.35	0.049	0.053
A1	0.00	0.15	0.000	0.006
B	0.50	0.70	0.020	0.028
C	0.15	0.30	0.006	0.012
D	3.80	4.20	0.150	0.165
E1	4.40	4.60	0.173	0.181
E2	5.00	5.20	0.197	0.205
L	0.25	0.65	0.010	0.026
HE	6.00	6.40	0.236	0.252
H	1.20	1.30	0.047	0.051

Ordering information

Order code	Package	Packaging option	Base quantity	Packaging specification
ABS2 Thur ABS10	ABS	Tape and reel	4000pcs / reel	EIA STD RS-481

Revision history

Date	Revision	Changes
23-May-2012	1.0	Initial release

CAUTION / WARNING

Information in this document is believed to be accurate and reliable. However, CREATEK does not give any representations or warranties, expressed or implied, as to the accuracy or completeness of such information and shall have no liability for the consequences of use of such information.

Users should independently evaluate the suitability of and test each product selected for their own applications, and CREATEK assumes no liability whatsoever relating to the choice, selection or use of the CREATEK products and services described herein.

CREATEK reserves the right to change or update, without notice, any information contained in this publication; to change, without notice, the design, construction, processing, or specification of any product; and to discontinue or limit production or distribution of any product.

Information in this document supersedes and replaces all information previously supplied.

Products are not designed, authorized or warranted to be suitable for use in medical, military, aircraft, space or life support equipment, nor in applications where failure or malfunction of an CREATEK product can reasonably be expected to result in personal injury, death or severe property or environmental damage. CREATEK accepts no liability for inclusion and/or use of CREATEK products in such equipment or applications and therefore such inclusion and/or use is at the customer's own risk.


This document as well as the item(s) described herein may be subject to export control regulations. Export might require a prior authorization from national authorities.

Resale of CREATEK products with provisions different from the statements and/or technical features set forth in this document shall immediately void any warranty granted by CREATEK for the CREATEK product or service described herein and shall not create or extend in any manner whatsoever, any liability of CREATEK.

CREATEK expressly disclaims all implied warranties regarding the information contained herein, including, but not limited to, any implied warranties of merchantability or fitness for a particular purpose. CREATEK only obligations are those in the CREATEK Standard Terms and Conditions of Sale and in no case will CREATEK be liable for any incidental, indirect, or consequential damages arising from the sale, resale, use, or misuse of its products.

Specifications are subject to change without notice

© Copyright 2009, CREATEK Microelectronics

 CREATEK® is a registered trademark of CREATEK Microelectronics

All rights reserved